

# Window Through Cable Set MGC50

DIAMOND  
ANTENNA

## Operation Instructions

To use this product properly, read this instruction thoroughly before using it. Keep this manual carefully at hand for later use.

### Description


- 1.MGC50 is a cable set that pulls in a cable through the narrow gap of window or door indoors. It is not necessary to make a hole in wall.
- 2.MGC50 is smaller loss and lower SWR because high quality cable and connector are employed and suitable for high frequency characteristics.
- 3.Any cable of impedance 50Ω can be used with MGC50.

### Note


- 1.Install MGC50 where open/shut the window/door seldom or never.
- 2.Set MGC50 temporary where you want to install before installation. Check if the cable is not robbed. Check if the window/door is closed. To close window/door by force may be reason of break. (Approx. 1.8mm gap is required.)
- 3.MGC50 is a cable for radio communication. This product cannot be used for the cable of TV/FM.

### How to install


- 1.Set MGC50 where you want to install and adjust the cable along window/door.  
\*Go forward 4 if fixing it with screw.
- 2.Clean up the wall where the connector parts are applied. If dirty, the connector falls easily.
- 3.Attach double-faced tape on the connector.
- 4.Set MGC50 and close window/door slowly. Unstick the double-faced tape and install it on the wall firmly. (when fixing it with screw, the double-faced tape is not used.)  
\*Go forward 6 if installing with double-faced tape.
- 5.If MGC50 can be installed on the wall with the pedestals, refer to the below pictures.
- 6.Connect the coaxial cable with M connector.
- 7.Fix coaxial cable with stick/staple in order to avoid excessive load on the connector parts.



1.Fix the pedestal with a distance of 25mm with screw.



2.Put retaining cord through pedestal.



3.Fix the connector parts with retaining cord.



4.Fix the cord firmly and cut it.

### Warning

1. Don't open/shut the window/door so often.  
When open/shut the window/door, do it as softly as possible.
2. MGC50 is not waterproof completely.  
Install this product where rainwater is kept off.  
Waterproofing the connector parts is recommended.

### Specification

Frequency range/ DC-1500MHz

Max. Power Rating/

HF-50MHz band 150W (SSB), 50W (FM/CW)

144MHz band 40W (FM)

430MHz band 30W (FM)

1200MHz band 10W (FM)

SWR/ Less than 1.2 HF-500MHz

Less than 1.3 500-1000MHz

Less than 2.0 More than 1000MHz

(Approx. 1.7 at 1200MHz)

Insertion loss/ Less than 0.3dB 144MHz band

Less than 0.6dB 430MHz band

Less than 1.6dB 1200MHz band

Impedance/ 50Ω


Connector/ MJ-MJ

Cable length/ Approx. 50cm

Weight/ 102g

ACCY/ 15×40mm double-faced tape 2 sets, pedestal for fixing, retaining cord for fixing 4 sets, screw 4 sets

\*\*RoHS compliant



example

Though these products purchased are manufactured under strict quality control, if damage is caused by transporting, ask your dealer promptly.

Design and specifications of these products will be changed for future improvement without advance notice.

### DIAMOND ANTENNA CORPORATION

Miyata Building, No.15-1,1-chome Sugamo,Toshimaku Tokyo,Japan 170-0002 TEL:03-3947-1411 FAX:03-3944-2981

Home Page: <http://www.diamond-ant.co.jp>

E-mail: [overseas@diamond-ant.co.jp](mailto:overseas@diamond-ant.co.jp)